

5 200m Breaststroke Men Final

Official


13 Years New Zealand Short **2:22.10**
 13NZR Course Record
 2009-09-29

Erik Kahr
 UNIAK


14 Years New Zealand Short **2:20.58**
 14NZR Course Record
 2023-08-08  Hawkes Bay

Cameron Karpik
 United Swimmi..

Open New Zealand Short **2:06.45**
 NZR Course Record
 2008-12-13 Christchurch

Glenn Snyders
 NSSAK













18 Years New Zealand Short **2:11.17**
 18NZR Course Record
 2020-10-08  Water World Te Rapa

Luan Grobbelaar
 Kiwi West Aqu..



Show more

 Qualified  Heats


Total

Rank	Competitor	Age	Club	RT	FINA	Result
1	 Helms Blair	21	 North Shore...	+0.64		2:09.68 Entry: 2:15.28 (- 5.6)
	25m: 12.98	50m: 28.98 (16.00)				
	75m: 45.19 (16.21)	100m: 1:01.75 (16.56)				
	125m: 1:18.33 (16.58)	150m: 1:35.19 (16.86)				
	175m: 1:52.20 (17.01)	200m: 2:09.68 (17.48)				
2	 Kennard Ja...	17	 United Swi...	+0.66		2:11.88 17NZR Entry: 2:14.25 (- 2.37)
	25m: 13.26	50m: 29.59 (16.33)				
	75m: 46.32 (16.73)	100m: 1:03.36 (17.04)				
	125m: 1:20.17 (16.81)	150m: 1:37.08 (16.91)				
	175m: 1:54.47 (17.39)	200m: 2:11.88 (17.41)				
3	 Brown Sam	19	 Coast Swi...	+0.71		2:12.31 Entry: 2:17.50 (- 5.19)
	25m: 13.45	50m: 29.83 (16.38)				
	75m: 46.60 (16.77)	100m: 1:04.00 (17.40)				
	125m: 1:20.58 (16.58)	150m: 1:37.84 (17.26)				
	175m: 1:54.90 (17.06)	200m: 2:12.31 (17.41)				
4	 Arrowsmith...	16	 United Swi...	+0.65		2:12.88 Entry: 2:13.67 (- 0.79)
	25m: 13.87	50m: 30.19 (16.32)				
	75m: 47.02 (16.83)	100m: 1:04.06 (17.04)				
	125m: 1:21.22 (17.16)	150m: 1:38.12 (16.90)				
	175m: 1:55.43 (17.31)	200m: 2:12.88 (17.45)				
5	 Story Jacob	15	 Mt Eden S...	+0.68		2:14.31 15NZR Entry: 2:15.10 (- 0.79)
	25m: 13.60	50m: 29.87 (16.27)				
	75m: 46.71 (16.84)	100m: 1:03.77 (17.06)				
	125m: 1:21.13 (17.36)	150m: 1:38.49 (17.36)				
	175m: 1:56.19 (17.70)	200m: 2:14.31 (18.12)				
6	 Dreaver Tom	21	 Wharenui S...	+0.64		2:17.03 Entry: 2:16.96 (+ 0.07)
	25m: 13.50	50m: 30.22 (16.72)				
	75m: 47.17 (16.95)	100m: 1:04.48 (17.31)				
	125m: 1:22.09 (17.61)	150m: 1:39.97 (17.88)				



175m: 1:58.41 (18.44) 200m: 2:17.03 (18.62)

7  **Keepa Jack** 19  **Mt Maunga...** +0.66 **2:18.88**
Entry: 2:18.92 (- 0.04)


25m: 14.00 50m: 30.99 (16.99)
75m: 48.63 (17.64) 100m: 1:06.59 (17.96)
125m: 1:24.52 (17.93) 150m: 1:42.63 (18.11)
175m: 2:00.87 (18.24) 200m: 2:18.88 (18.01)

8  **Shilcock (V...** 17 **Tasmania** +0.67 **2:19.50**
Entry: 2:19.42 (+ 0.08)



25m: 14.08 50m: 30.81 (16.73)
75m: 48.22 (17.41) 100m: 1:05.90 (17.68)
125m: 1:23.71 (17.81) 150m: 1:41.96 (18.25)
175m: 2:00.58 (18.62) 200m: 2:19.50 (18.92)

9  **Hughes Hara** 17  **Tawa Swim...** +0.64 **2:19.52**
Entry: 2:17.00 (+ 2.52)

25m: 13.54 50m: 30.50 (16.96)
75m: 47.82 (17.32) 100m: 1:05.73 (17.91)
125m: 1:23.38 (17.65) 150m: 1:41.43 (18.05)
175m: 2:00.29 (18.86) 200m: 2:19.52 (19.23)

10  **Arevalo (V)...** 17 **ACU Blackt...** +0.72 **2:21.14**
Entry: 2:21.07 (+ 0.07)



25m: 14.42 50m: 31.40 (16.98)
75m: 49.10 (17.70) 100m: 1:07.05 (17.95)
125m: 1:25.20 (18.15) 150m: 1:43.63 (18.43)
175m: 2:02.30 (18.67) 200m: 2:21.14 (18.84)

11  **Karpik Cam...** 14  **United Swi...** +0.67 **2:20.58** 14NZR
Entry: 2:21.83 (- 1.25)



25m: 14.53 50m: 31.68 (17.15)
75m: 49.50 (17.82) 100m: 1:07.66 (18.16)
125m: 1:26.02 (18.36) 150m: 1:44.26 (18.24)
175m: 2:02.42 (18.16) 200m: 2:20.58 (18.16)

12  **Cowen Nic...** 16  **North Shor...** +0.65 **2:21.09**
Entry: 2:22.10 (- 1.01)



25m: 14.78 50m: 31.99 (17.21)
75m: 49.63 (17.64) 100m: 1:07.67 (18.04)
125m: 1:26.02 (18.35) 150m: 1:44.54 (18.52)
175m: 2:02.78 (18.24) 200m: 2:21.09 (18.31)

13  **O'Connor-...** 18  **Pirates Swi...** +0.71 **2:22.91**
Entry: 2:21.97 (+ 0.94)



25m: 14.99 50m: 33.02 (18.03)
75m: 51.10 (18.08) 100m: 1:09.63 (18.53)
125m: 1:27.95 (18.32) 150m: 1:46.12 (18.17)
175m: 2:04.50 (18.38) 200m: 2:22.91 (18.41)

14  **Reiher Joe** 16  **Porirua City...** +0.67 **2:23.95**
Entry: 2:24.14 (- 0.19)

25m: 14.51 50m: 32.14 (17.63)
75m: 50.32 (18.18) 100m: 1:09.01 (18.69)
125m: 1:28.02 (19.01) 150m: 1:47.29 (19.27)
175m: 2:05.88 (18.59) 200m: 2:23.95 (18.07)

15  **Willis Alex** 17  **Ice Breaker...** +0.62 **2:24.12**
Entry: 2:26.35 (- 2.23)



25m: 14.70 50m: 32.22 (17.52)
75m: 50.28 (18.06) 100m: 1:08.61 (18.33)
125m: 1:27.39 (18.78) 150m: 1:46.55 (19.16)
175m: 2:05.50 (18.95) 200m: 2:24.12 (18.62)


16  **Li Benson** 17  **North Shor...** +0.68 **2:25.40**
Entry: 2:27.49 (- 2.09)



25m: 14.29 50m: 32.55 (18.26)
75m: 50.96 (18.41) 100m: 1:09.15 (18.19)

125m: 1:28.40 (19.25) 150m: 1:48.07 (19.67)
175m: 2:07.15 (19.08) 200m: 2:25.40 (18.25)



17  Ludlow Caleb 16  Alexandra ... +0.73 **2:25.94**
Entry: 2:23.80 (+ 2.14)
25m: 15.08 50m: 32.61 (17.53)
75m: 50.95 (18.34) 100m: 1:09.32 (18.37)
125m: 1:28.27 (18.95) 150m: 1:47.13 (18.86)
175m: 2:06.39 (19.26) 200m: 2:25.94 (19.55)



18  Walker Nat... 18  Aquagym S... +0.68 **2:26.63**
Entry: 2:27.23 (- 0.6)
25m: 15.21 50m: 33.83 (18.62)
75m: 52.57 (18.74) 100m: 1:11.57 (19.00)
125m: 1:30.14 (18.57) 150m: 1:49.17 (19.03)
175m: 2:07.98 (18.81) 200m: 2:26.63 (18.65)

19  Shin Joseph 15  Phoenix Aq... +0.62 **2:29.35**
Entry: 2:25.10 (+ 4.25)
25m: 15.02 50m: 32.82 (17.80)
75m: 51.15 (18.33) 100m: 1:10.07 (18.92)
125m: 1:28.96 (18.89) 150m: 1:48.77 (19.81)
175m: 2:08.85 (20.08) 200m: 2:29.35 (20.50)

20  Ding Bosco 15  United Swi... +0.68 **2:26.22**
Entry: 2:27.70 (- 1.48)
25m: 14.87 50m: 32.39 (17.52)
75m: 50.62 (18.23) 100m: 1:09.17 (18.55)
125m: 1:28.08 (18.91) 150m: 1:47.43 (19.35)
175m: 2:06.81 (19.38) 200m: 2:26.22 (19.41)



21  Morton Oliver 17  Nelson Sou... +0.64 **2:26.28**
Entry: 2:27.64 (- 1.36)
25m: 15.05 50m: 32.74 (17.69)
75m: 50.89 (18.15) 100m: 1:09.68 (18.79)
125m: 1:28.68 (19.00) 150m: 1:47.87 (19.19)
175m: 2:07.33 (19.46) 200m: 2:26.28 (18.95)

22  Doole Oliver 20  Aquabladz ... +0.78 **2:27.26**
Entry: 2:28.44 (- 1.18)
25m: 14.99 50m: 32.97 (17.98)
75m: 51.56 (18.59) 100m: 1:10.94 (19.38)
125m: 1:29.91 (18.97) 150m: 1:49.20 (19.29)
175m: 2:08.35 (19.15) 200m: 2:27.26 (18.91)

23  English Finl... 16  Swim Rotor... +0.74 **2:28.29**
Entry: 2:28.64 (- 0.35)
25m: 15.26 50m: 34.02 (18.76)
75m: 53.07 (19.05) 100m: 1:12.60 (19.53)
125m: 1:31.69 (19.09) 150m: 1:50.97 (19.28)
175m: 2:09.95 (18.98) 200m: 2:28.29 (18.34)

24  Eden Connor 18  Nelson Sou... +0.73 **2:28.39**
Entry: 2:29.24 (- 0.85)
25m: 15.79 50m: 34.24 (18.45)
75m: 52.77 (18.53) 100m: 1:11.78 (19.01)
125m: 1:30.87 (19.09) 150m: 1:50.23 (19.36)
175m: 2:09.30 (19.07) 200m: 2:28.39 (19.09)



25  Bao Elwin 15  North Shor... +0.71 **2:28.96**
Entry: 2:29.62 (- 0.66)
25m: 15.51 50m: 34.05 (18.54)
75m: 53.04 (18.99) 100m: 1:12.63 (19.59)
125m: 1:31.58 (18.95) 150m: 1:51.14 (19.56)
175m: 2:10.09 (18.95) 200m: 2:28.96 (18.87)


26  Yoon Jethrow 14  Phoenix Aq... +0.59 **2:29.02**
Entry: 2:29.04 (- 0.02)
25m: 15.50 50m: 34.18 (18.68)

75m: 52.97 (18.79) 100m: 1:11.94 (18.97)
125m: 1:31.30 (19.36) 150m: 1:50.63 (19.33)
175m: 2:10.06 (19.43) 200m: 2:29.02 (18.96)

27  Clayden E... 19  Vikings Swi... +0.68 **2:29.54**
Entry: 2:29.64 (- 0.1)
25m: 15.29 50m: 33.28 (17.99)
75m: 51.66 (18.38) 100m: 1:10.69 (19.03)
125m: 1:30.23 (19.54) 150m: 1:50.42 (20.19)
175m: 2:09.62 (19.20) 200m: 2:29.54 (19.92)

28  Verran Joel 17  Tasman Sw... +0.77 **2:29.57**
Entry: 2:28.91 (+ 0.66)
25m: 14.85 50m: 32.93 (18.08)
75m: 51.66 (18.73) 100m: 1:10.72 (19.06)
125m: 1:30.04 (19.32) 150m: 1:49.99 (19.95)
175m: 2:09.71 (19.72) 200m: 2:29.57 (19.86)

29  Wheeler Ry... 15  North Cant... +0.70 **2:32.62**
Entry: 2:29.73 (+ 2.89)
25m: 15.31 50m: 34.04 (18.73)
75m: 53.50 (19.46) 100m: 1:13.12 (19.62)
125m: 1:32.73 (19.61) 150m: 1:52.65 (19.92)
175m: 2:12.79 (20.14) 200m: 2:32.62 (19.83)

0  Markovich ... 15 Roskill Swi... +0.61 **DSQ**